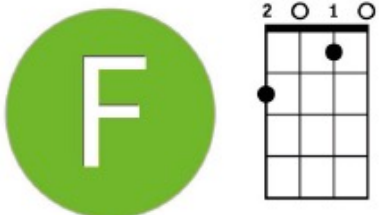
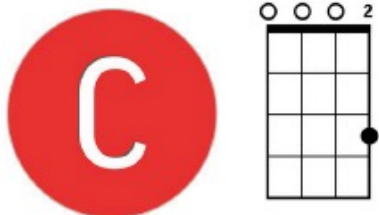
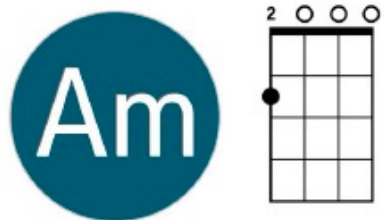



# A SONG BASED CHORD CURRICULUM CHEAT SHEET

## Ukulele Edition (Beginner)

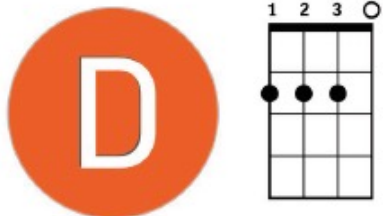
**Step 1:** Simple 1 and 2 Finger chords in Key of C



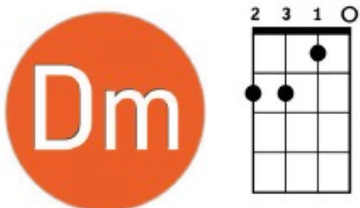
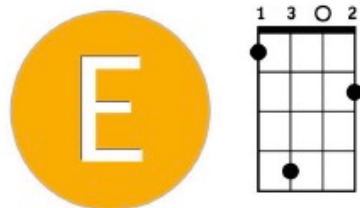
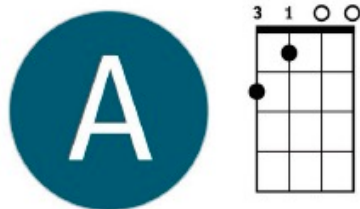
**Step 2:** Add the G chord for the main 4 chords in key of C (C,F,G,Am)




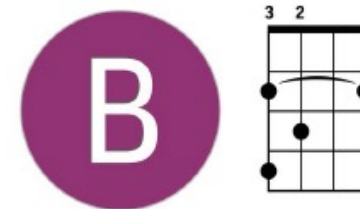
**Step 3:** Add D and E minor To unlock the Key of G (G, Em, C, D)



**Step 4:** Basic Major chords, Key of A



**Step 5:** B, Bm, the key of D and moveable chord shapes



**NOTE:** Step two and three take into account the sequence for guitar which starts in the key of G. By moving to this key before The A and E major chords, Ukes and Guitars can play together sooner.