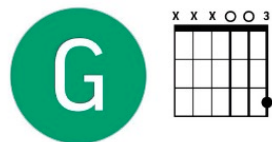
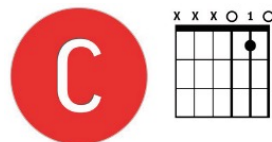
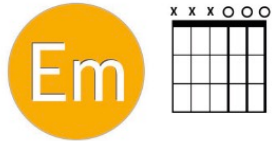


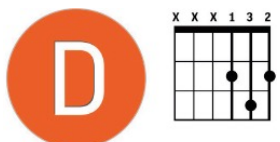
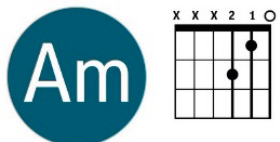
A SONG BASED CHORD CURRICULUM CHEAT SHEET

Guitar Edition (Beginner to Intermediate)


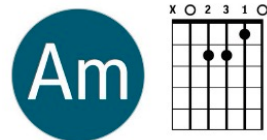
Step 1: Simplified 3 String Chords (Key of G)



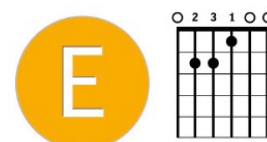
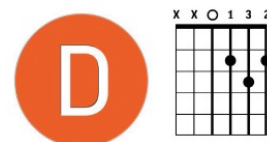
Step 2: Add 3 string Am, then D



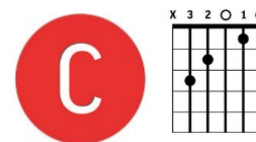
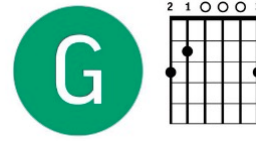
Step 3: Mixing 3 string with First Basic Open Minor Chords (Key of G).



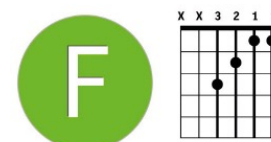
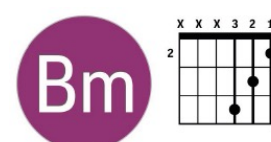
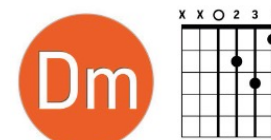
Step 4: Basic Major chords, Key of A




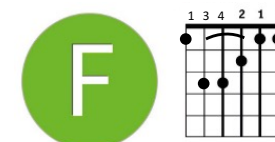
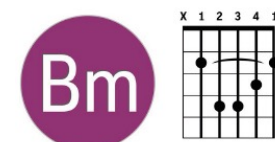
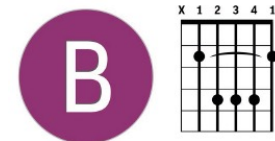
Step 5: Key of G with All Basic Open Chords



Step 6: D minor, Partial F Chord, Partial B minor, Keys of C and D



Step 7: Full major and minor barre Chords with 5th string root and 6th string Root.



These two Shapes are not in FourChords

NOTE: 7th, sus, and add 9 chord embellishments can be introduced when a song calls for them, throughout steps 3-7. Many of them are easier to play than the basic chords, like A7, D7, and E7. Find these in the "Pro" chord option in FourChords